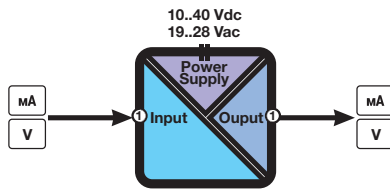




Z109UI2

DC CURRENT/VOLTAGE ISOLATOR/CONVERTER



Z109UI2 is a device that accepts mA/V signals able to convert it into mA/V standard signals. It's configurable either for monopolar or bipolar inputs and all parameters are configurable through dip-switches. The device can power also all 2-wire sensors. A 3-way galvanic isolation among Power supply // input // output circuits assures the integrity of your datas.

TECHNICAL SPECIFICATIONS

General Data

Power supply	10..40 Vdc / 19..28 Vac / 50-60 Hz
Power consumption	2,5 W
Isolation	1.500 Vac (3 way)
Power transducers	Yes
Accuracy	0,1%
Response time	35 ms (11 bit)..140 ms (16 bit)
Status Indicators	Power supply, error, data transmission, data reception, input status
Setting	Dip- switches EASY_Z109 (PC software) Test-3 (hand held calibrator)
Mounting	35 mm DIN rail guide
Protection Degree	IP20
Operating Temperature	-10..+60 °C
Dimension (W x H x D)	17.5 x 100 x 112 mm

Input

Channel Numbers	1
Voltage	(mV, V) Bipolar from 75 mV to 20 V Resolution 15 bit + sign
Current	Bipolar up to 20 mA (active/passive) Resolution 1 μ A

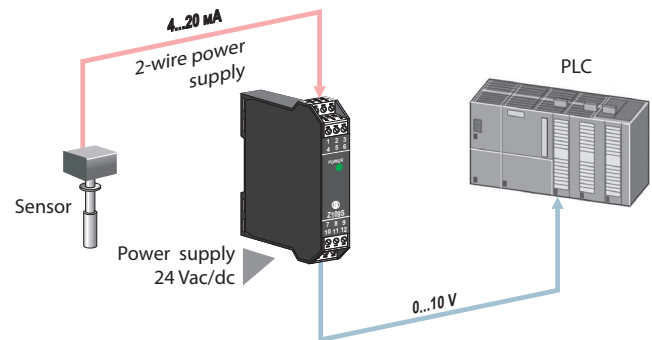
Output

Channel Numbers	1
Voltage	4 scales: 0..1, 0..5, 0..10, 2..10 V Min load resistance: 2.000 Ω
Current	2 scales: 0/4..20 mA (active/passive) Max load resistance: 600 Ω

Standard

Approval	CE, UL-CSA
Norms	EN 50081-2; EN 55011; EN 50082-2; EN 61000-2-2/4; EN 50140/141; EN 61010-1

APPLICATION NOTE



ORDER CODES

Code	Description
Z109UI2	DC current/voltage isolator/converter, Power supply 10..40 Vdc / 19..28 Vac

ACCESSORIES & SOFTWARE






PM001601
Programming cable
pg. 98



EASY SETUP
Programming software
pg. 98

SIMILAR PRODUCTS

		
Z109REG2 Universal converter to DC current/voltage isolator converter with alarm output pg. 78	K109UI DC current / voltage to DC current/voltage isolator/converter pg. 103	K109S DC current / voltage to DC current/voltage isolator/converter (with power for 2-wire sensors) pg. 104