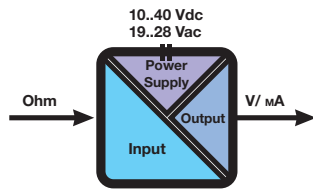




# Z102

## POTENTIOMETER TO DC CURRENT/VOLTAGE ISOLATOR/CONVERTER



Z102 accepts signal from rheostat (2 wires) or potentiometer (3 wires) and converts/isolates it into mA/V standard signals. The auxiliary power supply allows also an active or passive connections on the output side. A 3-way galvanic isolation among Power supply // input // output circuits assures the integrity of your datas.

### TECHNICAL SPECIFICATIONS

#### General Data

Power supply	19..40 Vdc, 19..28 Vac
Power consumption	2,5 W
Isolation	1.500 Vac (3 way)
Power transducers	-
Accuracy	0,2%
Response time	40 ms
Status Indicators	Power supply, error, data transmission, data reception, input status
Setting	Dip switches
Mounting	35 mm DIN rail guide
Protection Degree	IP20
Operating Temperature	0..50°C
Dimension (W x H x D)	17.5 x 100 x 112 mm

#### Input

Channel Numbers	1
Rheostat	2 wires: 0..300 Ω (I=6mA); 0..500 Ω (I=3,6 mA); 0..1 K Ω (I=1,8 mA)
Potentiometer	3 wires: Vref=1,8 Vcc, da 200 Ω a 1M Ω

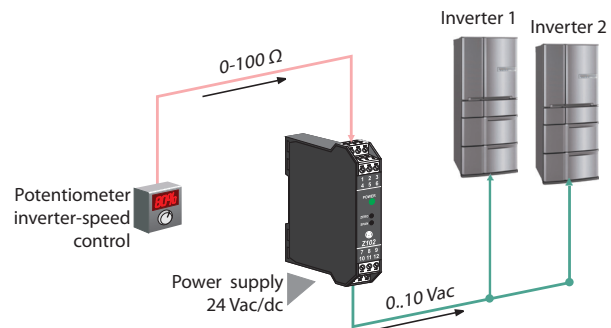
#### Output

Channel Numbers	1
Voltage	4 scales: 0..1, 0..5, 0..10, 2..10 V Min load resistance: 2.500 Ω
Current	2 scales: 0/4..20 mA (active/passive) Max load resistance: 600 Ω

#### Standard

Approval	CE
Norms	EN 50081-2; EN 55011; EN 50082-2; EN 61000-2-2/4; EN 50140/141; EN 61010-1




### APPLICATION NOTE



### ORDER CODES

Code	Description
Z102	Potentiometer to DC current/voltage isolator/converter, Power supply 19..40 Vdc / 19..28 Vac

### SIMILAR PRODUCTS

		
<b>Z109REG2</b> Universal converter to DC current/voltage isolator converter with alarm output pg. 78	<b>K121</b> Loop powered isolator / universal converter pg. 102	<b>S311A</b> Universal analog input indicators - totalizers pg. 123